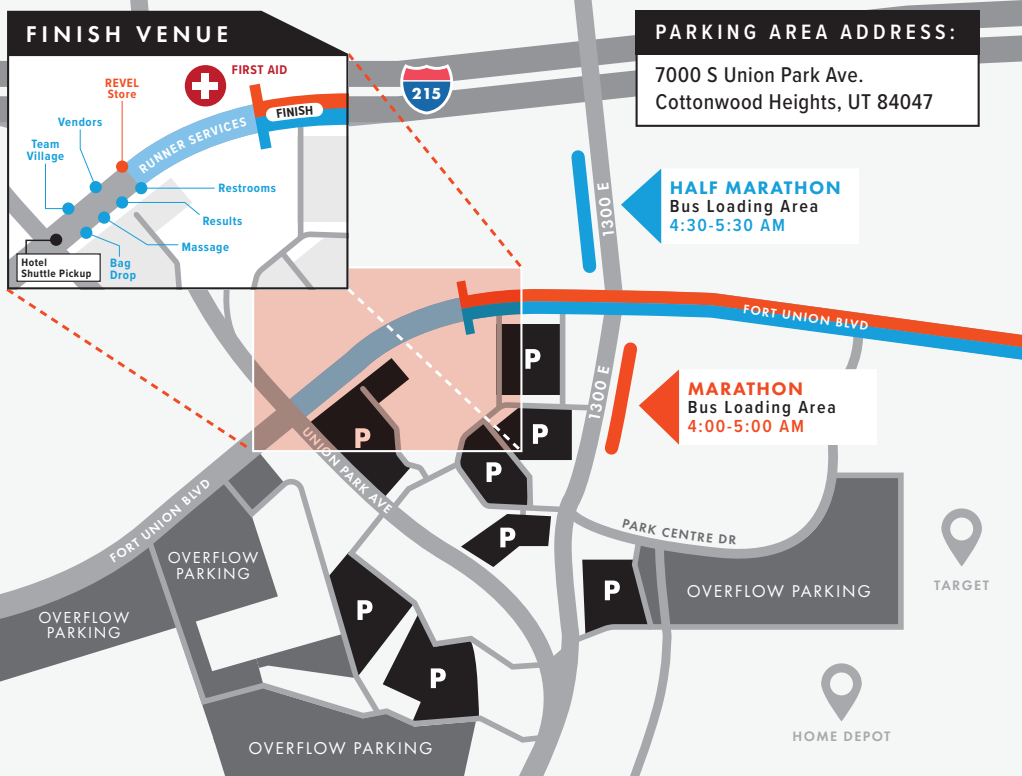




OFFICIAL RACE PROGRAM
MARATHON AND HALF



PARKING & BUSING



MARATHON

Marathon buses will load from the corner of 1300 East and Park Centre Drive near Denny's, and will depart from **4:00–5:00am**.

HALF MARATHON

Half marathon buses will load from the NW corner of 1300 East and Fort Union Boulevard across from Maverik. They will depart from **4:30–5:30am**.

PARKING

All participants will park in the parking lots and parking garages directly to the south of the finish line. Parking is limited, so please carpool if possible. The best way to arrive is by using I-215 and taking the Union Park Avenue exit south.

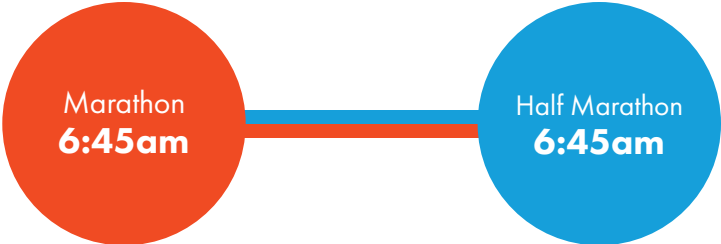
ALL PARKING IS FREE

BUSES

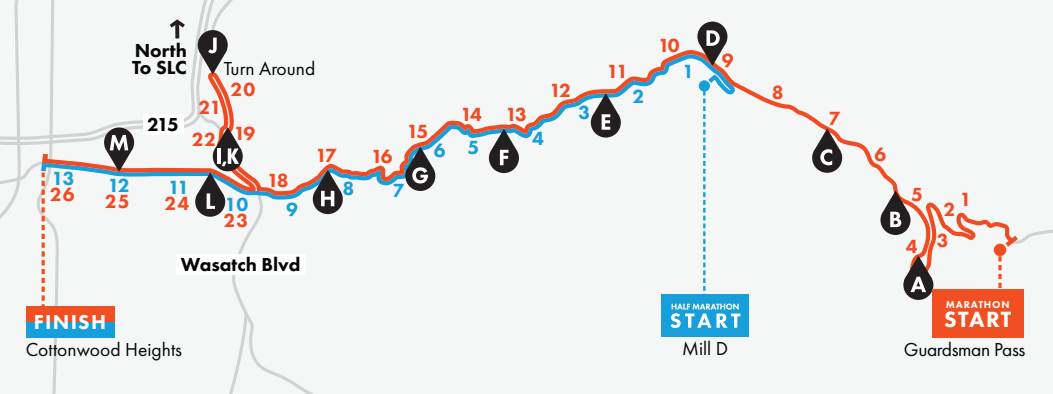
Marathon and half marathon participants will board buses in two separate locations. Marathon buses will load from the corner of 1300 East and Park Centre Drive near Denny's, and will depart between **4:00 and 5:00am**.

Half marathon buses will load from the NW corner of 1300 East and Fort Union Boulevard across from Maverik. They will depart between **4:30 and 5:30am**. Please arrive on time and make sure you board the correct bus. Your bib is your ticket to get on the bus.

START TIMES



AID STATION LOCATIONS



AID STATION AMENITIES

	A	B	C	D	E	F	G	H	I	J	K	L	M
MARATHON MILES	3	5	7	9	11	13	15	17	19	20.5	21.5	23.5	25
HALF MARATHON MILES					3	4.5	6	8				10.5	12
RESTROOMS	db	db	db	db	db	db	db	db	db	db	db	db	db
WATER	db	db	db	db	db	db	db	db	db	db	db	db	db
BODYARMOR	BODYARMOR			BODYARMOR			BODYARMOR			BODYARMOR			
HONEY STINGER ENERGY GELS		hg		hg		hg		hg		hg			
FRUIT				db				db					
FROZEN TREAT											db		db
dōTERRA DEEP BLUE													
MEDICAL			+				+	+	+	+			

Aid stations will be located approximately every two miles along the course. All aid stations will be supplied with BodyArmor, water, restrooms, and basic first aid supplies. Additionally, various aid stations will be supplied with Honey Stinger gels, fruit, a frozen treat, dōTERRA Deep Blue and medical personnel. The aid station map indicates the locations of each aid station as well as the supplies and amenities available.

DROP BAG

You will receive a race bag when you pick up your packet at the expo. This bag is for you to take to the starting areas. A number that matches your race bib will be attached to your race bag. This is to identify your bag at the finish area after the race, and you will need your bib to prove ownership of your bag when you pick it up. Please carry any belongings to the starting area in this bag, as opposed to any other personal bags, which cannot be identified by your race number. Bags must be placed in the bag trucks at the starting areas at least 15 minutes prior to the race start.

SPECTATORS

Because the canyon and Wasatch Boulevard will be completely closed to traffic, spectators will need to stake a spot out on Fort Union Boulevard. Refer your fan club to the course maps to plot out their desired locations. Spectators will also be allowed to park at Nuterra parking near the finish line to cheer you in and celebrate with you after you cross the line.

There will not be an awards ceremony for overall, team or age group winners. All awards can be picked up at the results tent.

BODYARMOR

SCHEELS®

**HONEY
STINGER**

MECCA

SPROUTS
FARMERS MARKET

dōTERRA®

**Intermountain®
Healthcare**

CH
Cottonwood Heights

SALT LAKE

